
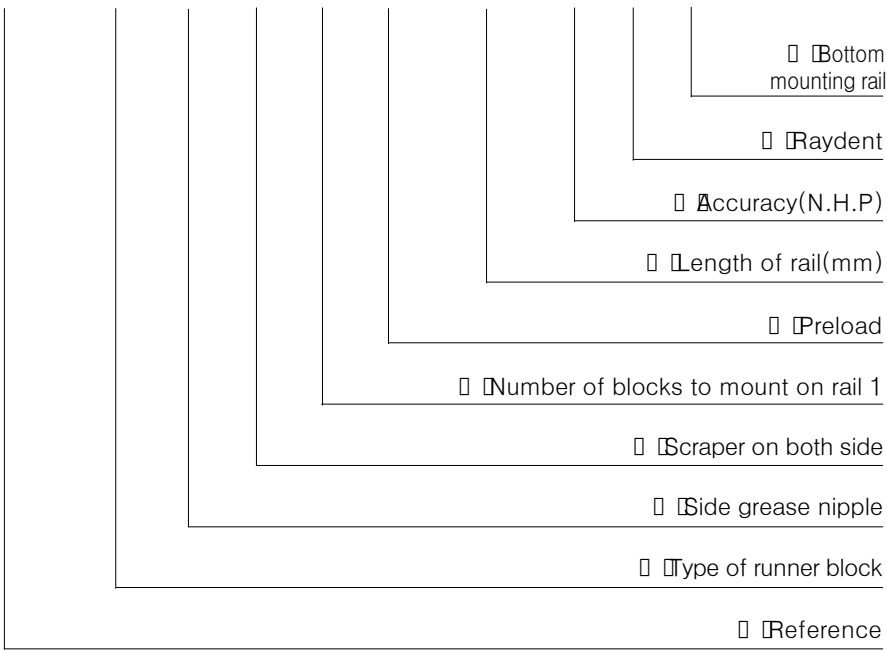


SBC Linear Rail System

Modeling example

SBG25 - FL - N - ZZ - 2 - K1 - 1000 - N - R - B



SBC Linear Rail System

- Same load type in all directions
- Variety of blocks and rails
- Interchangeability
- High rigidity
- High self-aligning capacity

Accuracy

	SBC	THK	NSK	IKO	TSUBAKI	STAR	HIWIN
Normal	N	No Symbol	PN	No Symbol	C5	- □ ◂ ◃ -	No Symbol
High	H	H	P6	H	C3	- □ ◂ ◃ -	H
Precision	P	P	P5	P	C1	- □ ◂ ◃ -	P
Super	SP	SP	P4	SP	C01	- □ ◂ ◃ -	SP
Ultra Precision	UP	UP	P3	UP	C001	- □ ◂ ◃ -	UP

Other manufacturer modeling example

THK HSR25 A 2 SS CO M + 1000L P M - II M : SUS


NSK LH25 1200 AN - 2 S P5 Z3 - II

IKO LWHD G 25 C2 R1200 B T2 P

TSUBAKI H30EA B2 T1 - 3000 C3 W2 / FB

STAR 16 04 - 2 2 4 - 10 1605-2 0 4 - 31-1240L

HIWIN LGW45 CA 2 L3930 Z1 P



SBC MINIATURE

Standard type

- Applied to where the space is limited

Stainless type


- Material : SUS 440

- Applied to where corrosion easily occurs and clean room for manufacturing semi-conductor

Areload

	SBC	THK	NSK	IKO	TSUBAKI	STAR	HIWIN
Normal	K1	No Symbol	Z0, Z1	Tc, To	T0	- □ ◂ ◃ -	Z0
Light preload	K2	C1	Z2, Z3	T1, T2	T1	- □ ◂ ◃ -	Z1, Z2
Heavy preload	K3	C0	Z4	T3	T2	- □ ◂ ◃ -	Z3

SBC Linear Rail System

		SBC		THK		NSK		IKO		TSUBAKI		STAR		HIWIN		
		High load capacity	Ultra high load capacity	High load capacity	Ultra high load capacity	High load capacity	Ultra high load capacity	High load capacity	Ultra high load capacity	High load capacity	Ultra high load capacity	High load capacity	Ultra high load capacity	High load capacity	Ultra high load capacity	
Same load type in all directions	Flange	SBG15FL	-	HSR15A(B)	-	-	-	LWHT(LWH)15B	LWHTG(LWHG)15B	H15EA(EB)	H15LEA(LEB)	1651-1□ w□	-	LGW15CA(CB)	-	
		SBG20FL	SBG20FLL	HSR20A(B)	HSR20LA(LB)	LH20EL(FL)	LH20GL(HL)	LWHT(LWH)20B	LWHTG(LWHG)20B	-	-	1651-8□ w□	w1653-8□ w□	wLGW20CA(CB)	LGW20HA(HB)	
		SBG25FL	SBG25FLL	HSR25A(B)	HSR25LA(LB)	LH25EL(FL)	LH25GL(HL)	LWHT(LWH)25B	LWHTG(LWHG)25B	H25EA(EB)	H25LEA(LEB)	1651-2□ w□	w1653-2□ w□	wLGW25CA(CB)	LGW25HA(HB)	
		SBG30FL	SBG30FLL	HSR30A(B)	HSR30LA(LB)	LH30EL(FL)	LH30GL(HL)	LWHT(LWH)30B	LWHTG(LWHG)30B	H30EA(EB)	H30LEA(LEB)	1651-7□ w□	w1653-7□ w□	wLGW30CA(CB)	LGW30HA(HB)	
		SBG35FL	SBG35FLL	HSR35A(B)	HSR35LA(LB)	LH35EL(FL)	LH35GL(HL)	LWHT(LWH)35B	LWHTG(LWHG)35B	H35EA(EB)	H35LEA(LEB)	1651-3□ w□	w1653-3□ w□	wLGW35CA(CB)	LGW35HA(HB)	
		SBG45FL	SBG45FLL	HSR45A(B)	HSR45LA(LB)	LH45EL(FL)	LH45GL(HL)	LWHT(LWH)45B	LWHTG(LWHG)45B	H45EA(EB)	H45LEA(LEB)	1651-4□ w□	w1653-4□ w□	wLGW45CA(CB)	LGW45HA(HB)	
		SBG55FL	SBG55FLL	HSR55A(B)	HSR55LA(LB)	LH55EL(FL)	LH55GL(HL)	LWHT(LWH)55B	LWHTG(LWHG)55B	H55EA(EB)	H55LEA(LEB)	1651-5□ w□	w1653-5□ w□	wLGW55CA(CB)	LGW55HA(HB)	
		SBG65FL	SBG65FLL	HSR65A(B)	HSR65LA(LB)	LH65EL(FL)	LH65GL(HL)	LWHT(LWH)65B	LWHTG(LWHG)65B	H65EA(EB)	H65LEA(LEB)	1651-6□ w□	w1653-6□ w□	wLGW65CA(CB)	LGW65HA(HB)	
	Slim	SBG15SL	-	HSR15R	-	-	-	-	LWHD15B	-	-	-	1622-1□ w□	-	LGH15CA(CB)	-
		SBG20SL	SBG20SLL	HSR20R	HSR20LR	LH20AN	LH20BN	-	-	-	-	-	1622-8□ w□	w1653-8□ w□	wLGH20CA(CB)	LGH20HA(HB)
		SBG25SL	SBG25SLL	HSR25R	HSR25LR	LH25AN	LH25BN	LWHD25B	LWHDG25	H25ER	H25LER	1622-2□ w□	w1653-2□ w□	wLGH25CA(CB)	LGH25HA(HB)	
		SBG30SL	SBG30SLL	HSR30R	HSR30LR	LH30AN	LH30BN	LWHD30B	LWHDG30	H30ER	H30LER	1622-7□ w□	w1653-7□ w□	wLGH30CA(CB)	LGH30HA(HB)	
		SBG35SL	SBG35SLL	HSR35R	HSR35LR	LH35AN	LH35BN	LWHD35B	LWHDG35	H35ER	H35LER	1622-3□ w□	w1653-3□ w□	wLGH35CA(CB)	LGH35HA(HB)	
		SBG45SL	SBG45SLL	HSR45R	HSR45LR	LH45AN	LH45BN	LWHD45B	LWHDG45	H45ER	H45LER	1622-4□ w□	w1653-4□ w□	wLGH45CA(CB)	LGH45HA(HB)	
		SBG55SL	SBG55SLL	HSR55R	HSR55LR	LH55AN	LH55BN	LWHD55B	LWHDG55	H55ER	H55LER	1622-5□ w□	w1653-5□ w□	wLGH55CA(CB)	LGH55HA(HB)	
		SBG65SL	SBG65SLL	HSR65R	HSR65LR	LH65AN	LH65BN	LWHD65B	LWHDG65	H65ER	H65LER	1622-6□ w□	w1653-6□ w□	wLGH65CA(CB)	LGH65HA(HB)	
		High load compact	Super compact	High load compact	Super compact	High load compact	Super compact	High load compact	Super compact	High load compact	Super compact	High load compact	Super compact	High load compact	Super compact	
Radial	Slim	SBS15SL	SBS15SV	SR15W	SR15V	LS15AL	LS15CL	LWES15	LWESC15	U15ER	U15SER	1621-1□ w□	-	AGH15CA	AGH15SA	
		SBS20SL	SBS20SV	SR20W	SR20V	LS20AL	LS20CL	LWES20	LWESC20	U20ER	U20SER	-	-	AGH20CA	AGH20SA	
		SBS25SL	SBS25SV	SR25W	SR25V	LS25AL	LS25CL	LWES25	LWESC25	U25ER	U25SER	1621-2□ w□	-	AGH25CA	AGH25SA	
		SBS25SL	* Ultra High load compact	-	-	LS25AL	LS25CL	LWES25	LWESC25	U25ER	U25SER	1621-2□ w□	-	AGH25CA	AGH25SA	
		SBS30SL		SR30W	SR30V	-	-	-	-	-	-	-	-	-	-	-
		SBS35SL		SR35W	SR35V	LS30AL	LS30CL	LWES30	LS35CL	LWES30	LWESC30	U30ER	U30SER	1621-7□ w□	AGH30CA	AGH30SA
		SBS15FV	SBS20SLL	SR15SB	-	LS35AL	LS35CL	LWES35	LWESC35	U35ER	U35SER	1621-3□ w□	AGH35CA	AGH35SA		
SBS20FV	SBS25SLL	SR20SB	-	-	-	-	-	-	-	1621-4□ w□	-	-	-			
SBS25FV	SBS25SLL	SR25SB	-	-	-	-	-	-	-	-	-	-	-			
Miniature	Standard	-	High load capacity SBM(S) 9 SBM(S)12 SBM(S)15 SBM(S)L 9 SBM(S)L12 SBM(S)L15	-	RSR9XM RSR12VM RSR15VM (VM and ZM are equal)	-	LU09AL(TL) LU12AL(TL) LU15AL (AL(TL) is retainer type)	-	LWL9 LWL12 LWL15	-	-	-	-	 SBC Linear Co., Ltd. HEAD OFFICE: □ 950-891 RM. 705, DONGBUKBLDG, #45-20 YOIDO-DONG, YEOUNGDEUNG PO-KU, SEOUL, KOREA TEL.82-2-782-5561-4 FAX.82-2-780-7205 CHANGWON OFFICE : □ 841-846 RM. 205, 6-4, PALYONG-DONG, CHANGWON, KYONGSANGNAM-DO, KOREA TEL. 82-55-288-5881-2 FAX.82-55-288-5883 FACTORY: □ 915-855 830-1, SONGMA-RI, DAEGOK-MYEON, KIMPO, KOREA TEL. 82-31-988-9136-8 FAX.82-31-988-9139		